Government of South Australia
Department for Transport, Energy and Infrastructure

VEHICLE SUPPLEMENTARY DETAILS

MR80
05/11

PLEASE READ THE INFORMATION ON PAGE 4 BEFORE COMPLETING THIS FORM

(please write in BLOCK LETTERS)

1. ABOUT THE OWNER

PLATE NUMBER

SURNAME / BODY CORPORATE NAME | GIVEN NAMES | CLIENT NUMBER

OTHER OWNERS | DAYTIME PHONE NUMBER (IF CONVENIENT)

RESIDENTIAL (HOME)/BUSINESS ADDRESS | SUBURB/TOWN | POSTCODE

POSTAL ADDRESS (IF DIFFERENT FROM ABOVE) | SUBURB/TOWN | POSTCODE

2. ABOUT THE VEHICLE OR TRAILER

Is the Vehicle fitted with a Speed Limiting Device? Yes ❑ No ❑

Is a compliance plate fitted? Yes ❑ No ❑ **If No**, further information is required prior to registration (refer page 4)

If the year of manufacture is 1989 or later, a Vehicle Identification Number (VIN) must be stated.

If the year of manufacture is prior to 1989 a chassis number should be stated.

Engine Number

VIN (17 characters)

or Chassis No. (up to 20 characters)

Make | Model Identification (from Specification Plate) | Month and Year of Manufacture / | No of Cylinders

Manufacturer's Gross Vehicle Mass (GVM) (from Identification/Compliance or Trailer Plate) or special purpose vehicle operating mass. kg

Number of Road Tyres | Number of Axles

Manufacturer's Gross Combination Mass (GCM) (from Identification/Compliance Plate) kg

Front: Size of Tyres | Load Index/Ply of Tyres

Manufacturer's Gross Trailer Mass (GTM) (from Identification/Compliance or Trailer Plate) kg

Rear: Size of Tyres | Load Index/Ply of Tyres

IF THE GVM, GTM OR UNLADEN MASS DOES NOT EXCEED 4500 kg - PLEASE SIGN SECTION 6 ON PAGE 2 AND RETURN THIS FORM TO A SERVICE SA CENTRE.

IF THE GVM OR GTM OR UNLADEN MASS EXCEEDS 4500 kg - PLEASE COMPLETE SECTIONS 3, 4 AND 6 UNLESS INSTRUCTED OTHERWISE.

3. CONFIGURATION

To nominate the configuration of your vehicle, please refer to page 3 and 4.

The registration fee payable is based on the construction of the vehicle and the nominated configuration. If your vehicle is other than a special purpose vehicle or a Heavy Trailer, please refer to page 3 and 4 to determine what configuration code your vehicle is, and then record the configuration code in this box.
For Heavy Trailers please refer to page 3 and 4 and nominate the Heavy Trailer Type.

For special purpose vehicles, please read the information contained in the section entitled Special Purpose Vehicles on page 4 and then complete the questions shown below.

Number of axles

Number of axle groups

Do any axles/axle groups exceed Statutory Mass Limits? Yes ❑ No ❑

Vehicle width in metres (to one decimal point)

Please nominate your configuration code here

Will your vehicle be towing a trailer with a GTM exceeding 4500kg? Yes ❑ No ❑

Note: If your vehicle is a special purpose vehicle or an over dimensional vehicle and you have had an assessment by the Vehicle Services Section, you must produce the approval/inspection certificate.

4. DIMENSIONS, WHEELBASE AND AXLE CONFIGURATION
Answer each question that relates to your vehicle

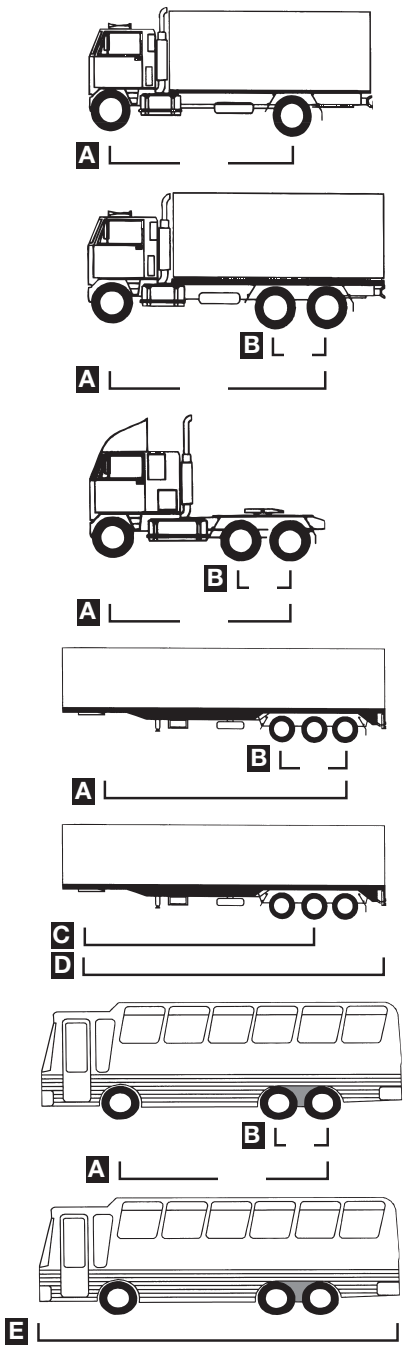

FRONT AXLE(S)

- Number of tyres on first axle in group at the front of the vehicle
- Number of tyres on second axle in group at the front of the vehicle
- State whether the axle group is load sharing or non-load sharing (L or N)
- Measurement of internal axle spacing (between the centrelines of extreme axles in the group. 0.0 for single axle groups) in metres to one decimal place — Metres

REAR AXLE(S)

- Number of tyres in first axle group at rear
- Number of tyres in second axle group at rear
- Number of tyres in third axle group at rear
- Number of tyres in fourth axle group at rear
- State whether the axle group is load sharing or non-load sharing (L or N)

DIMENSIONS

- **A** Measurement of the overall wheelbase (spacing between the centre lines of the extreme axles of the vehicle or the coupling point (king pin) and the furthermost axle in the case of a trailer with a single axle group) in metres to one decimal place — Metres
- **B** Measurement of internal axle spacing (between the centrelines of extreme axles in the group. 0.0 for single axle groups) in metres to one decimal place — Metres
- **C** Measurement from the coupling point (king pin) to the centre of the rear axle group in metres to one decimal place. — Metres
- **D** Measurement from the coupling point (king pin) to the rear of trailer in metres to one decimal place — Metres
- **E** Measurement of the overall length of the bus in metres to one decimal place — Metres

5. ADVICE OF ALTERATION TO CONSTRUCTION OF VEHICLE AND/OR APPLICATION FOR REASSESSMENT OF GROSS VEHICLE MASS OR GROSS COMBINATION MASS

State below any equipment added, alterations to axles, engines, tyre sizes, structural changes to chassis, cab, body etc. (weighbridge note required)

.....

.....

6. SIGN HERE: I declare the particulars shown on this document to be true and correct.

Signature of Applicant/s.....Date ...../...../.....

Approval (Office Use Only)

G.V.M. | Condition Code

G.C.M. | Name of Approving Officer | Signature of Approving Officer | Date

HEAVY TRAILER CONFIGURATION CODES

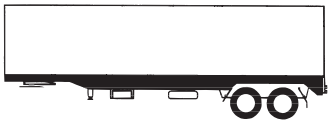

NOMINATED CONFIGURATION	CODE		CODE
SEMI TRAILER			
SEMI TRAILER SINGLE AXLE	TS1	SEMI TRAILER QUAD AXLE GROUP	TS4
SEMI TRAILER TANDEM AXLE GROUP	TS2	SEMI TRAILER FIVE AXLE GROUP	TS5
SEMI TRAILER TRI AXLE GROUP	TS3	SEMI TRAILER SIX AXLE GROUP	TS6

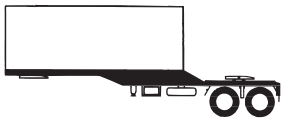

LEAD TRAILER			
LEAD TRAILER SINGLE AXLE	TL1	LEAD TRAILER QUAD AXLE GROUP	TL4
LEAD TRAILER TANDEM AXLE GROUP	TL2		
LEAD TRAILER TRI AXLE GROUP	TL3		



PIG TRAILER	
PIG TRAILER SINGLE AXLE	TP1
PIG TRAILER TANDEM AXLE GROUP	TP2
PIG TRAILER TRI AXLE GROUP	TP3

CONVERTER DOLLY OR LOAD LOADER DOLLY	
DOLLY TRAILER SINGLE AXLE	TY1
DOLLY TRAILER TANDEM AXLE GROUP	TY2
DOLLY TRAILER TRI AXLE GROUP	TY3



DOG TRAILER	
DOG TRAILER SINGLE AXLE (F) & SINGLE AXLE (R)	TD11
DOG TRAILER SINGLE AXLE GROUP (F) & TANDEM AXLE GROUP (R)	TD12
DOG TRAILER SINGLE AXLE GROUP (F) & TRI AXLE GROUP (R)	TD13
DOG TRAILER SINGLE AXLE GROUP (F) & QUAD AXLE GROUP (R)	TD14
DOG TRAILER SINGLE AXLE GROUP (F) & FIVE AXLE GROUP (R)	TD15
DOG TRAILER TANDEM AXLE GROUP (F) & SINGLE AXLE (R)	TD21
DOG TRAILER TANDEM AXLE GROUP (F) & TANDEM AXLE GROUP (R)	TD22
DOG TRAILER TANDEM AXLE GROUP (F) & TRI AXLE GROUP (R)	TD23
DOG TRAILER TANDEM AXLE GROUP (F) & QUAD AXLE GROUP (R)	TD24
DOG TRAILER TRI AXLE GROUP (F) & SINGLE AXLE (R)	TD31
DOG TRAILER TRI AXLE GROUP (F) & TANDEM AXLE GROUP (R)	TD32
DOG TRAILER TRI AXLE GROUP (F) & TRI AXLE GROUP (R)	TD33
DOG TRAILER QUAD AXLE GROUP (F) & SINGLE AXLE (R)	TD41
DOG TRAILER QUAD AXLE GROUP (F) & TANDEM AXLE GROUP (R)	TD42
DOG TRAILER FIVE AXLE GROUP (F) & SINGLE AXLE (R)	TD51

RIGID TRUCK / COMBINATIONS











NOMINATED CONFIGURATION	CODE
RIGID TRUCK (TYPE 1)	
2 AXLE TRUCK WITH A GVM EXCEEDING 4.5T BUT NOT EXCEEDING 12T	1R2
3 AXLE TRUCK WITH A GVM EXCEEDING 4.5T BUT NOT EXCEEDING 16.5T	1R3
4 AXLE TRUCK WITH A GVM EXCEEDING 4.5T BUT NOT EXCEEDING 20T	1R4
5 AXLE TRUCK WITH A GVM EXCEEDING 4.5T BUT NOT EXCEEDING 20T	1R5
RIGID TRUCK (TYPE 2)	
2 AXLE TRUCK WITH A GVM EXCEEDING 12T	2R2
3 AXLE TRUCK WITH A GVM EXCEEDING 16.5T	2R3
4 AXLE TRUCK WITH A GVM EXCEEDING 20T	2R4
5 AXLE TRUCK WITH A GVM EXCEEDING 20T	2R5
SHORT COMBINATION RIGID TRUCK	
2 AXLE TRUCK HAULING 1 TRAILER. TOTAL NUMBER OF AXLES DOES NOT EXCEED 6 AND GCM DOES NOT EXCEED 42.5T	SR2
3 AXLE TRUCK HAULING 1 TRAILER. TOTAL NUMBER OF AXLES DOES NOT EXCEED 6 AND GCM DOES NOT EXCEED 42.5T	SR3
4 AXLE TRUCK HAULING 1 TRAILER. TOTAL NUMBER OF AXLES DOES NOT EXCEED 6 AND GCM DOES NOT EXCEED 42.5T	SR4
5 AXLE TRUCK HAULING 1 TRAILER. TOTAL NUMBER OF AXLES DOES NOT EXCEED 6 AND GCM DOES NOT EXCEED 42.5T	SR5
MEDIUM COMBINATION RIGID TRUCK	
2 AXLE TRUCK HAULING 1 TRAILER. MORE THAN 6 AXLES IN TOTAL AND/OR GCM EXCEEDING 42.5T	MR2
3 AXLE TRUCK HAULING 1 TRAILER. MORE THAN 6 AXLES IN TOTAL AND/OR GCM EXCEEDING 42.5T	MR3
4 AXLE TRUCK HAULING 1 TRAILER. MORE THAN 6 AXLES IN TOTAL AND/OR GCM EXCEEDING 42.5T	MR4
5 AXLE TRUCK HAULING 1 TRAILER. MORE THAN 6 AXLES IN TOTAL AND/OR GCM EXCEEDING 42.5T	MR5
LONG COMBINATION RIGID TRUCK	
2 AXLE TRUCK HAULING 2 OR MORE TRAILERS	LR2
3 AXLE TRUCK HAULING 2 OR MORE TRAILERS	LR3
4 AXLE TRUCK HAULING 2 OR MORE TRAILERS	LR4
5 AXLE TRUCK HAULING 2 OR MORE TRAILERS	LR5



PRIME MOVER COMBINATION

SHORT COMBINATION PRIME MOVER	
2 AXLE PRIME MOVER HAULING 1 TRAILER	SP2
3 AXLE PRIME MOVER HAULING 1 TRAILER	SP3
4 AXLE PRIME MOVER HAULING 1 TRAILER	SP4
5 AXLE PRIME MOVER HAULING 1 TRAILER	SP5
MULTI COMBINATION – B-DOUBLE/ROAD TRAIN	
2 AXLE PRIME MOVER HAULING 2 OR 3 TRAILERS	MU2
3 AXLE PRIME MOVER HAULING 2 OR 3 TRAILERS	MU3
4 AXLE PRIME MOVER HAULING 2 OR 3 TRAILERS	MU4
5 AXLE PRIME MOVER HAULING 2 OR 3 TRAILERS	MU5



BUS

BUSES	
2 AXLE BUS WITH A GVM EXCEEDING 4.5T BUT NOT EXCEEDING 12T	1B2
2 AXLE BUS WITH A GVM EXCEEDING 12T	2B2
3 AXLE BUS WITH A GVM EXCEEDING 4.5T	2B3
ARTICULATED BUS WITH A GVM EXCEEDING 4.5T	AB3

INFORMATION

Complete this form if you are applying to register or modify a vehicle that has an unladen mass of 2000 kg or more, or a vehicle or trailer with a GVM/GTM exceeding 4500 kg.

"Gross Vehicle Mass" means the maximum loaded mass of a vehicle specified by the motor vehicle's manufacturer.
"Gross Combination Mass" means the maximum permitted loaded mass of the motor vehicle and any vehicle's towed by it as specified by the vehicle's manufacturer.
"Gross Trailer Mass" means the mass transmitted to the ground by the axle or axles of the trailer when coupled to a drawing vehicle and carrying the maximum load recommended by the manufacturer uniformly distributed over the load bearing area.
"Aggregate Trailer Mass" (ATM) means the total mass through the axles and drawbar of the laden trailer when carrying the maximum load recommended by the manufacturer.

1. PERIOD OF REGISTRATION
Heavy vehicles may be registered for periods of 3,6,9 or 12 months.

Light vehicles may be registered for periods of 3 or 12 months.

Registration periods for up to 3 years (in multiples of 3 months) may be issued to Conditionally Registered Vehicles and Special Purpose Vehicles.

To assist fleet management, a common expiry date option is available.

Owners may choose to nominate a vehicle for use during part of a year only (Seasonal Registration).

2. OVER-DIMENSIONAL VEHICLES
An assessment of load carrying limits and/or registration conditions for large or heavy vehicles, eg Road Train, B Double combinations or over mass Special Purpose Vehicles is required before applying to register. Please complete a "Vehicle Specification Form A" application obtainable from the department's Vehicle Permit Team, Kateena St, Regency Park. Telephone 1300 882 249. This form must be completed and returned to the department's Vehicle Permit Team to obtain registration approval and/or operating conditions (a brochure issued by the manufacturer/distributor may assist the assessment).

3. INSPECTION / COMPLIANCE REQUIREMENTS
An Identification Plate (formerly known as an Australian Design Rules Compliance Plate) should be fitted to all vehicles manufactured since May 1971, OTHER than special purpose vehicles (see instruction 4 "Special Purpose Vehicles" on this page) and all trailers with an ATM of 4500kgs or more and manufactured since July, 1988. Should your vehicle require an inspection or if you have any queries regarding the inspection procedure/compliance approval, please contact the department's Vehicle Services Section, telephone 1300 882 247.

4. SPECIAL PURPOSE VEHICLES
A vehicle where the primary purpose for which it was built, or permanently modified, was not the carriage of goods or passengers.

In the case of vehicles with an unladen mass in excess of 4500 kg, the following definitions of special purpose vehicles apply:

Special purpose vehicle type O (overmass)
A special purpose vehicle (other than a special purpose vehicle type P):
(a) built, or permanently modified, primarily for use on roads; and
(b) that has at least one axle or axle group loaded in excess of the specified mass limits.

Possible examples of this kind of vehicle may include mobile cranes, fire fighting appliances, truck-mounted concrete pumps and boring plants.

Special purpose vehicles type P (plant)
A special purpose vehicle built, or permanently modified, primarily for:
(a) off road use; or
(b) use on a road related area; or
(c) use on an area of road that is under construction or repair.

Possible examples of this kind of vehicle may include agricultural tractors, self propelled agricultural harvesters, bulldozers, backhoes, graders, front-end loaders and fork lifts.

Special purpose vehicle type T (truck)
A special purpose vehicle (other than a special purpose vehicle type P):
(a) built, or permanently modified, primarily for use on roads; and
(b) that has no axle or axle group loaded in excess of the specified mass limits.

Possible examples of this kind of vehicle may include mobile cranes, fire fighting appliances, truck mounted concrete pumps and boring plants. These
may also fall within the definition of special purpose vehicle type O if they have at least one axle or axle group loaded in excess of the specified mass limits.

These vehicles, because of their construction, may be subject to registration conditions which limit their access to the road system. To assist in an assessment of the suitability of your vehicle for registration purposes, further information including a photo or a sketch of your vehicle for registration purposes, may be requested.

Determining configuration codes for special purpose vehicles
To register the configuration of a special purpose vehicle you must declare the number of axle groups. Two axles with centres no more than 1 metre apart are counted as a single axle, 3 axles with centres not more than 2 metres apart are counted as 2 axles, and 4 or more axles not more than 3.2 metres apart are counted as 3 axles.

Special purpose vehicle - Overmass (type O)
The configuration code for special purpose vehicles type O takes the form:
OSVX, where X is the number of axles. For example, a special purpose vehicle type O with four axles would have configuration code OSV4.

Special purpose vehicle - Plant (type P)
The configuration code for special purpose vehicles type P takes the form:
PSVX, where X is the number of axles. For example, a special purpose vehicle type P with 2 axles would have the configuration code PSV2.

Special purpose vehicle - Truck (type T)
The configuration code for special purpose vehicles type T takes the form:
TSVX, where X is the number of axles. For example, a special purpose vehicle type T with 3 axles would have configuration code TSV3.

To obtain further information on Mass and Dimension Limits for Heavy Vehicles please contact the department's Vehicle Permit Team, Kateena Street, Regency Park. Telephone 1300 882 249.

5. REGISTRATION ENQUIRIES
For any registration enquiries please contact 13 10 84 general enquiries number.