



PLEASE READ THE INFORMATION ON PAGE 4 BEFORE COMPLETING THIS FORM

(please write in BLOCK LETTERS)

1. ABOUT THE OWNER

CLIENT NUMBER

SURNAME / BODY CORPORATE NAME

GIVEN NAMES

DRIVER'S LICENCE NUMBER

DATE OF BIRTH / /

OTHER OWNERS

DRIVER'S LICENCE NUMBER

DATE OF BIRTH / /

RESIDENTIAL/BUSINESS ADDRESS

SUBURB/TOWN

POSTCODE

YOUR DAY TIME PHONE NUMBER (only if convenient)

POSTAL ADDRESS (IF DIFFERENT TO ABOVE)

SUBURB/TOWN

POSTCODE

( )

2. ABOUT THE VEHICLE

Registration Number

Vehicle Type

Make

VIN/Chassis Number

Engine Number

Is vehicle fitted with a Speed Limiting Device? Yes  No

Transmission type: Automatic  Syncromesh  Non-Syncromesh (Crash box)

3. TEMPORARY CONFIGURATION CHANGE (a minimum 90 day balance is payable).

Are you applying for a temporary configuration change only? Yes  No

If yes, please advise the required commencement date and expiry date.

Commencement date: / /

Expiry date: / /

4. NEW CONFIGURATION DETAILS

What additions/changes have been made?

Please refer to page 3 and 4 to determine the new Configuration Code for the vehicle.

What is the new Configuration Code?

Note: An Over-dimensional Vehicle requires approval from the Vehicle Permits Section - Kateena Street, Regency Park. Telephone 1300 882 248. (Refer to page 4)

Approval (Office Use Only)

G.V.M.

Condition Code

G.C.M.

Name of Approving Officer

Signature of Approving Officer

Date

**5. CONCESSION AND THIRD PARTY INSURANCE STATUS. PLEASE REFER TO PAGE 4 FOR INFORMATION**

Complete this section only if you wish to add, amend a registration concession or change your third party insurance premium class.

- I wish to apply for .....concession.  
(The appropriate concession application must be completed)
- I wish to remove .....concession.
- I wish to remove .....concession and apply for.....concession.  
(The appropriate concession application must be completed)

Will the vehicle be used for any purpose that entitles you to any Input Tax Credit for the GST included in your CTP Premium? Yes  No

New premium Class now applicable to the vehicle  
(Premium Schedules are available from any Customer Service Centre or by visiting the Internet Site [www.sa.gov.au](http://www.sa.gov.au))

NEW PREMIUM CLASS

**6. APPLICATION FOR REPLACEMENT TEMPORARY CONFIGURATION CERTIFICATE**

(Only complete this section if you are applying for a temporary configuration certificate.)

I am applying for a replacement temporary configuration certificate because the original has been.....  
(lost/stolen/destroyed)

**7. SURRENDER OF TEMPORARY CERTIFICATE**

A temporary cover can be cancelled by the surrender of the Temporary Configuration Certificate (no refund is issued).

Date Certificate Returned / / .....Witness

The witness should be an authorised officer from a Customer Service Centre, a Justice of the Peace, or a Police Officer

**8. RETURN OF LABEL** (You are not required to complete this section if you are applying for a Temporary Configuration Certificate)

Upon Returning your previous label you will be issued with a new label and certificate showing your vehicle's new configuration.

**EVIDENCE OF LABEL/PERMIT DESTRUCTION**

N.B. you must have the appropriate section below completed by an officer from a Customer Service Centre, a Justice of the Peace, or a Police Officer.

**•LABEL HAS NOT BEEN DESTROYED**

PLEASE NOTE: It is essential that details of the registration label or permit be noted prior to its destruction. This is to ensure that the label or permit is clearly identified.

**CERTIFICATE OF DESTRUCTION OF A REGISTRATION LABEL OR PERMIT**

DO NOT sign this section unless you ACTUALLY WITNESSED the destruction of the label or permit.

PLATE NUMBER	EXPIRY DATE / /	LABEL / PERMIT NUMBER	DATE DESTROYED / /
--------------	-----------------	-----------------------	--------------------

I certify that I have witnessed the total destruction of the registration label/permit described above.

SIGNATURE OF WITNESS	CAPACITY OF WITNESS	DATE / /
----------------------	---------------------	----------

**•LABEL HAS ALREADY BEEN DESTROYED**

**CONFIRMATION OF DESTRUCTION OF A REGISTRATION LABEL OR PERMIT**

I hereby certify that I have this day inspected the vehicle above and am satisfied that any registration label or permit which may have been attached to the vehicle has been completely removed or destroyed.

SIGNATURE OF WITNESS	CAPACITY OF WITNESS	DATE / /
----------------------	---------------------	----------


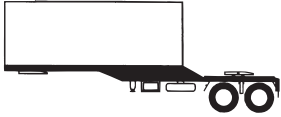



**9. DECLARATION**

I declare that the particulars shown on this application and any accompanying documents are true and correct.


Signature of Applicant/s .....

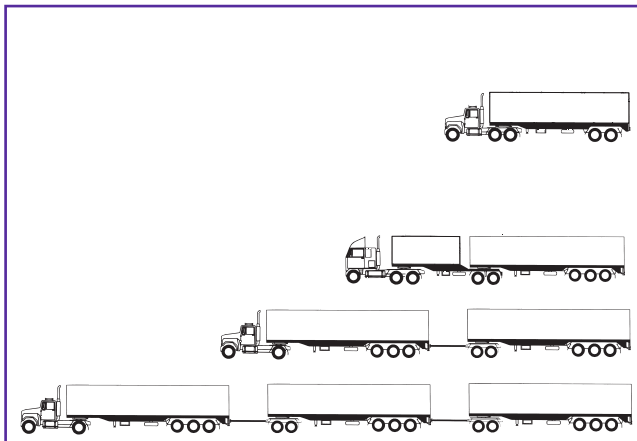
Date ...../...../.....

## HEAVY TRAILER CONFIGURATION CODES

	NOMINATED CONFIGURATION CODE		CODE
	<b>SEMI TRAILER</b>		
	SEMI TRAILER SINGLE AXLE	TS1	SEMI TRAILER QUAD AXLE GROUP TS4
	SEMI TRAILER TANDEM AXLE GROUP	TS2	SEMI TRAILER FIVE AXLE GROUP TS5
	SEMI TRAILER TRI AXLE GROUP	TS3	SEMI TRAILER SIX AXLE GROUP TS6
	<b>LEAD TRAILER</b>		
	LEAD TRAILER SINGLE AXLE	TL1	LEAD TRAILER QUAD AXLE GROUP TL4
	LEAD TRAILER TANDEM AXLE GROUP	TL2	
	LEAD TRAILER TRI AXLE GROUP	TL3	
	<b>PIG TRAILER</b>		
	PIG TRAILER SINGLE AXLE		TP1
	PIG TRAILER TANDEM AXLE GROUP		TP2
	PIG TRAILER TRI AXLE GROUP		TP3
	<b>CONVERTER DOLLY OR LOAD LOADER DOLLY</b>		
	DOLLY TRAILER SINGLE AXLE		TY1
	DOLLY TRAILER TANDEM AXLE GROUP		TY2
	DOLLY TRAILER TRI AXLE GROUP		TY3
	<b>DOG TRAILER</b>		
	DOG TRAILER SINGLE AXLE (F) & SINGLE AXLE (R)		TD11
	DOG TRAILER SINGLE AXLE GROUP (F) & TANDEM AXLE GROUP (R)		TD12
	DOG TRAILER SINGLE AXLE GROUP (F) & TRI AXLE GROUP (R)		TD13
	DOG TRAILER SINGLE AXLE GROUP (F) & QUAD AXLE GROUP (R)		TD14
	DOG TRAILER SINGLE AXLE GROUP (F) & FIVE AXLE GROUP (R)		TD15
	DOG TRAILER TANDEM AXLE GROUP (F) & SINGLE AXLE (R)		TD21
	DOG TRAILER TANDEM AXLE GROUP (F) & TANDEM AXLE GROUP (R)		TD22
	DOG TRAILER TANDEM AXLE GROUP (F) & TRI AXLE GROUP (R)		TD23
	DOG TRAILER TANDEM AXLE GROUP (F) & QUAD AXLE GROUP (R)		TD24
	DOG TRAILER TRI AXLE GROUP (F) & SINGLE AXLE (R)		TD31
	DOG TRAILER TRI AXLE GROUP (F) & TANDEM AXLE GROUP (R)		TD32
	DOG TRAILER TRI AXLE GROUP (F) & TRI AXLE GROUP (R)		TD33
	DOG TRAILER QUAD AXLE GROUP (F) & SINGLE AXLE (R)		TD41
	DOG TRAILER QUAD AXLE GROUP (F) & TANDEM AXLE GROUP (R)		TD42
	DOG TRAILER FIVE AXLE GROUP (F) & SINGLE AXLE (R)		TD51

## RIGID TRUCK / COMBINATIONS

	NOMINATED CONFIGURATION		CODE
	<b>RIGID TRUCK (TYPE 1)</b>		
	2 AXLE TRUCK WITH A GVM EXCEEDING 4.5T BUT NOT EXCEEDING 12T		1R2
	3 AXLE TRUCK WITH A GVM EXCEEDING 4.5T BUT NOT EXCEEDING 16.5T		1R3
	4 AXLE TRUCK WITH A GVM EXCEEDING 4.5T BUT NOT EXCEEDING 20T		1R4
	5 AXLE TRUCK WITH A GVM EXCEEDING 4.5T BUT NOT EXCEEDING 20T		1R5
<b>RIGID TRUCK (TYPE 2)</b>			
	2 AXLE TRUCK WITH A GVM EXCEEDING 12T		2R2
	3 AXLE TRUCK WITH A GVM EXCEEDING 16.5T		2R3
	4 AXLE TRUCK WITH A GVM EXCEEDING 20T		2R4
	5 AXLE TRUCK WITH A GVM EXCEEDING 20T		2R5
<b>SHORT COMBINATION RIGID TRUCK</b>			
	2 AXLE TRUCK HAULING 1 TRAILER. TOTAL NUMBER OF AXLES DOES NOT EXCEED 6 AND GCM DOES NOT EXCEED 42.5T		SR2
	3 AXLE TRUCK HAULING 1 TRAILER. TOTAL NUMBER OF AXLES DOES NOT EXCEED 6 AND GCM DOES NOT EXCEED 42.5T		SR3
	4 AXLE TRUCK HAULING 1 TRAILER. TOTAL NUMBER OF AXLES DOES NOT EXCEED 6 AND GCM DOES NOT EXCEED 42.5T		SR4
	5 AXLE TRUCK HAULING 1 TRAILER. TOTAL NUMBER OF AXLES DOES NOT EXCEED 6 AND GCM DOES NOT EXCEED 42.5T		SR5
<b>MEDIUM COMBINATION RIGID TRUCK</b>			
	2 AXLE TRUCK HAULING 1 TRAILER. MORE THAN 6 AXLES IN TOTAL AND/OR GCM EXCEEDING 42.5T		MR2
	3 AXLE TRUCK HAULING 1 TRAILER. MORE THAN 6 AXLES IN TOTAL AND/OR GCM EXCEEDING 42.5T		MR3
	4 AXLE TRUCK HAULING 1 TRAILER. MORE THAN 6 AXLES IN TOTAL AND/OR GCM EXCEEDING 42.5T		MR4
	5 AXLE TRUCK HAULING 1 TRAILER. MORE THAN 6 AXLES IN TOTAL AND/OR GCM EXCEEDING 42.5T		MR5
<b>LONG COMBINATION RIGID TRUCK</b>			
	2 AXLE TRUCK HAULING 2 OR MORE TRAILERS		LR2
	3 AXLE TRUCK HAULING 2 OR MORE TRAILERS		LR3
	4 AXLE TRUCK HAULING 2 OR MORE TRAILERS		LR4
	5 AXLE TRUCK HAULING 2 OR MORE TRAILERS		LR5




## PRIME MOVER COMBINATION

### SHORT COMBINATION PRIME MOVER

2 AXLE PRIME MOVER HAULING 1 TRAILER	SP2
3 AXLE PRIME MOVER HAULING 1 TRAILER	SP3
4 AXLE PRIME MOVER HAULING 1 TRAILER	SP4
5 AXLE PRIME MOVER HAULING 1 TRAILER	SP5

### MULTI COMBINATION – B-DOUBLE/ROAD TRAIN

2 AXLE PRIME MOVER HAULING 2 OR MORE TRAILERS	MU2
3 AXLE PRIME MOVER HAULING 2 OR MORE TRAILERS	MU3
4 AXLE PRIME MOVER HAULING 2 OR MORE TRAILERS	MU4
5 AXLE PRIME MOVER HAULING 2 OR MORE TRAILERS	MU5



## BUS

### BUSES

2 AXLE BUS WITH A GVM EXCEEDING 4.5T BUT NOT EXCEEDING 12T	1B2
2 AXLE BUS WITH A GVM EXCEEDING 12T	2B2
3 AXLE BUS WITH A GVM EXCEEDING 4.5T	2B3
ARTICULATED BUS WITH A GVM EXCEEDING 4.5T	AB3

### ONLY COMPLETE THE PARTS INDICATED BELOW:

**Changing a Configuration** Complete parts 1, 2, 4, 8, and 9.

**A Temporary Configuration Change** Complete parts 1, 2, 3, 4, and 9.

**Replacing a Temporary Configuration Change** Complete parts 1, 2, 6, and 9.

**Surrender of a Temporary Configuration Certificate** Complete parts 1, 2, 7, and 9.

## OTHER IMPORTANT INFORMATION

### HEAVY VEHICLE REGISTRATION SCHEME

Registration fees for vehicles with an unladen mass over 4500 kilograms or a Manufacturer's Gross Vehicle Mass (GVM) greater than 4500 kilograms are based on the construction of the vehicle and the nominated configuration. If the vehicle is a prime mover or a truck with a GVM exceeding 4500 kilograms, you are required to nominate the intended configuration of the vehicle. (see list of configurations on page 3 and 4).

### CHANGE OF NOMINATED CONFIGURATION

If the configuration of a heavy vehicle changes, the owner must, prior to the vehicle being operated on a road, with the new configuration notify a Customer Service Centre and pay any balance of fee that may be due under the new configuration.

If the configuration change involves alterations to the vehicle itself (eg axle configuration) a Vehicle Supplementary Details form (MR80) must also be completed.

An assessment of mass and dimension limits and/or registration conditions for certain vehicles (eg with a higher GCM) may be required before applying to change configuration. Additional documentation may be required to be submitted to obtain the correct operating conditions before a change of configuration will be approved.

A refund, or balance of fee may apply. The amount will be calculated on the number of days remaining to the expiry date with an administration fee added.

### TEMPORARY CONFIGURATION CHANGE

Where an owner wishes to change to a higher fee configuration for a short period of time only, a Temporary Configuration Certificate may be issued to cover that period. A Temporary Configuration Certificate may only be issued until the registration expiry date. If changing to a higher configuration, a **minimum 90 day balance** is payable.

A Temporary Configuration Certificate cannot be issued to a vehicle conditionally registered by a primary producer or to overlap another Temporary Configuration Certificate.

A balance for a higher configuration will consist of the difference between the new and old configuration (minimum 90 days), an administration fee, and any concession or insurance premium adjustment for the period of the cover.

A Temporary Configuration Certificate must be carried by the driver or in the vehicle whilst being operated at the new configuration.

A Temporary Configuration Certificate is not transferable nor is there any refund applicable if it is cancelled.

### CHANGE OF CONCESSION STATUS

If you are entitled to a concession, you may alter your concession status when changing your configuration code or requesting a temporary certificate by completing section 5 of this form. If a concession is required, a concession application will need to be submitted. A balance of fee or refund (not for a temporary certificate) will be calculated.

### CHANGE OF THIRD PARTY INSURANCE PREMIUM CLASS

You are required to advise of any change to the insurance premium class for Third Party Bodily Injury on your vehicle.

If applying for a Temporary Configuration Certificate, the insurance adjustment will only be for the period of the cover. For other changes, the insurance premium class will be amended for the next registration renewal. Any request for refund of third party insurance will need to be made on an Application To Change The Insurance Premium Class On Registration (form MR82).